

ROUTE 1



10 Credits
(per semester)



Completion Time

ROUTE 2



12 Credits
(per semester)



Completion Time

ROUTE 3

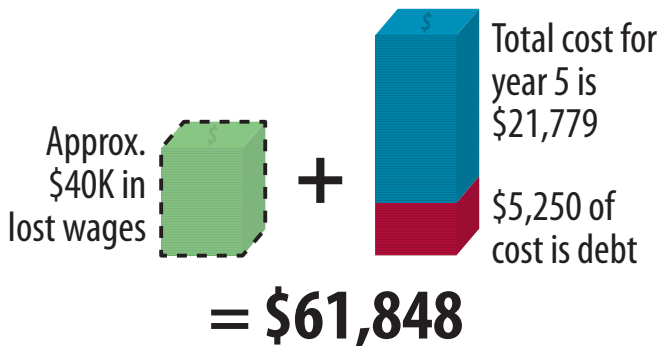


15 Credits
(per semester)




Completion Time

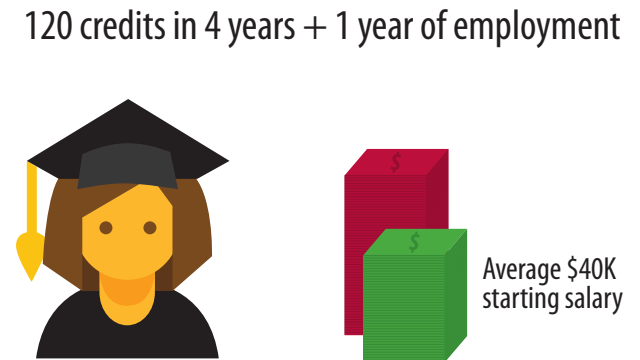
Additional cost for year 5



How will you spend the next 5 years?



- no professional income
- a year behind peers
- more time paying on student loans/more interest



- \$40,070 average professional income for a new graduate
- a year closer to career advancements
- less time paying on student loans/less interest

SOURCES:
 SDBOR. (2016). (Graph Illustration of college debt and cost, bar graph, May 11, 2017). Public university affordability dashboard. Retrieved from <https://www.sdbor.edu/dashboards/>.
 SDBOR. (2016). (Graph Illustration of average annual pay, bar graph, May 11, 2017). Occupational wages dashboard. Retrieved from <https://www.sdbor.edu/dashboards/>.
 Complete College America. (2014). Four-year MYTH: Make college more affordable. Retrieved from <http://completecollege.org/wp-content/uploads/2014/11/4-Year-Myth.pdf>.