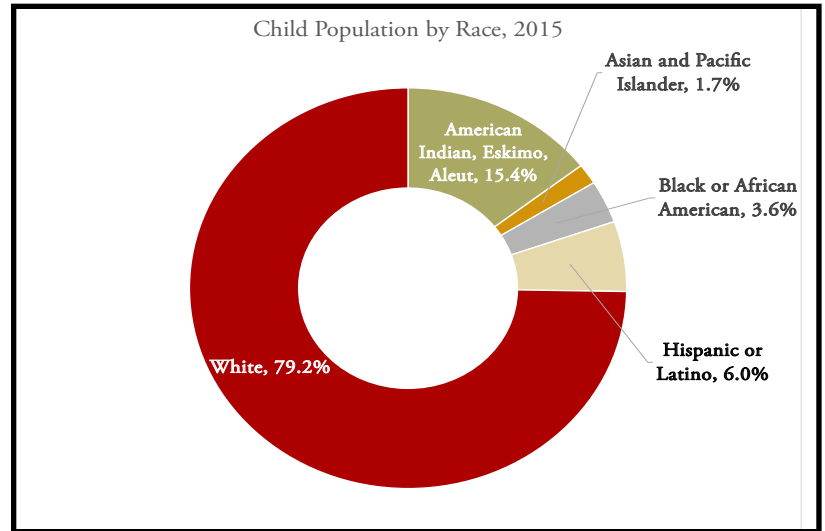


Facts about South Dakota Children & Families You Need to Know...

1. The past decade shows South Dakota's
child population has become
more diverse.



2. 79.5% of two-year-olds were
fully immunized in 2014.


3. Of grandparents living with their
own grandchildren under age 18 (12,007),
53% (6,358) are responsible for them.



4. Median **Family Income** is increasing

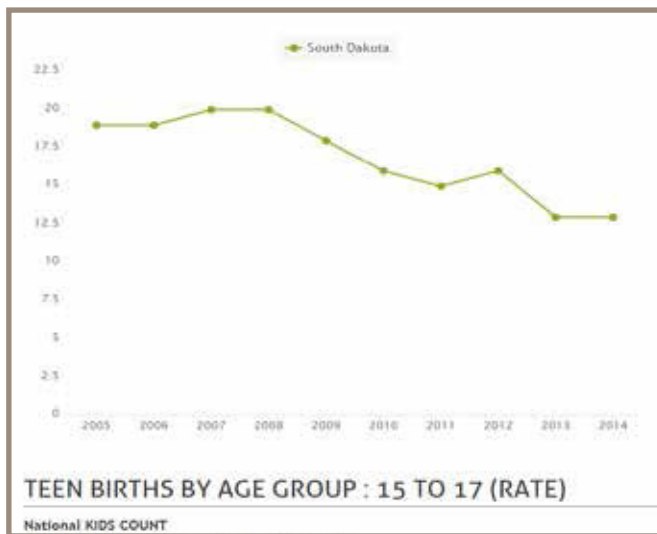


5. Child and teen deaths are **improving**

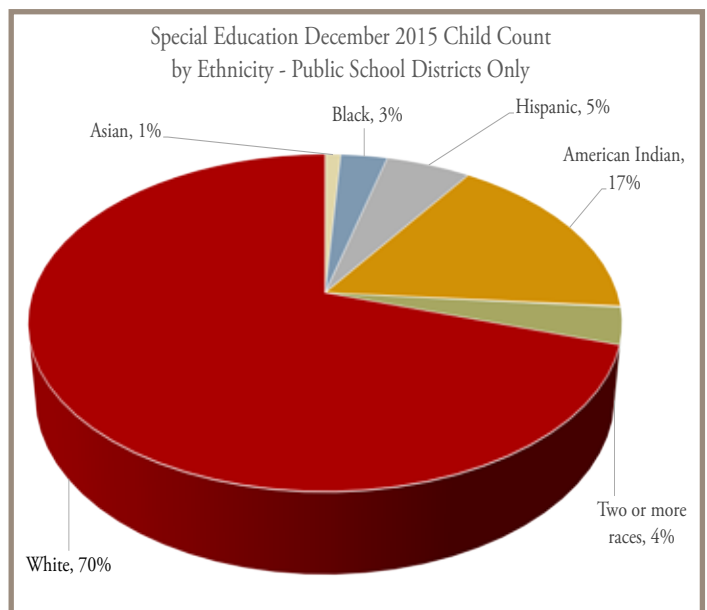


However, South Dakota still ranks **42nd** out of the **50** states for this indicator

6. Teen Births are **declining**



7. Special Education by **Ethnicity**




8. Four-year cohort high school graduation rate is **improving**

Subgroup	Target Percentage Rate	2014-15 School Year Percentage Rate	2015-16 School Year Percentage Rate
Hispanic/Latino	85	70.06	72.7
American Indian/Alaskan Native	85	49.47	51.44
Asian	85	81.77	82.46
Black/African American	85	72.02	76.23
White/Caucasian	85	89.54	89.45
Student With Disabilities	85	59.92	61.41
Economically Disadvantaged	85	56.32	67.28



9. 18% or 37,000 children

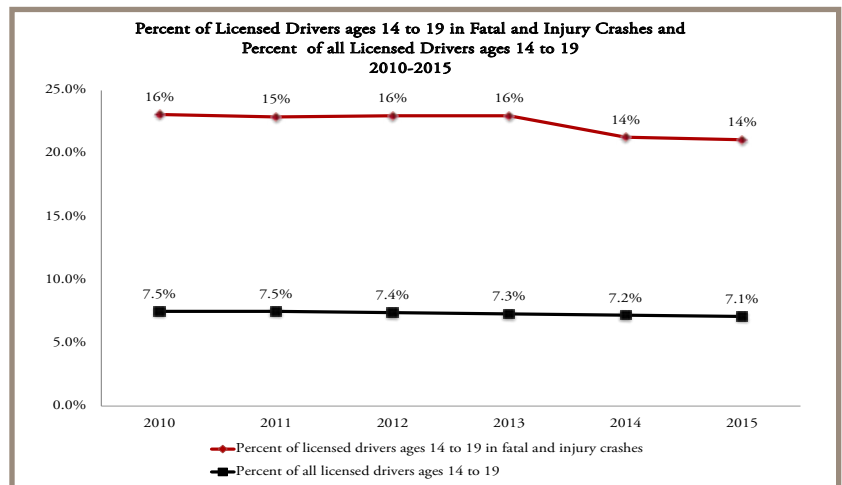
live in families with incomes below the federal **poverty** level.
(that could fill Minnesota Twins Target Field Stadium)



10. South Dakota ranks **1st** in the nation for highest percent of children with all available parents in the labor force (2015):

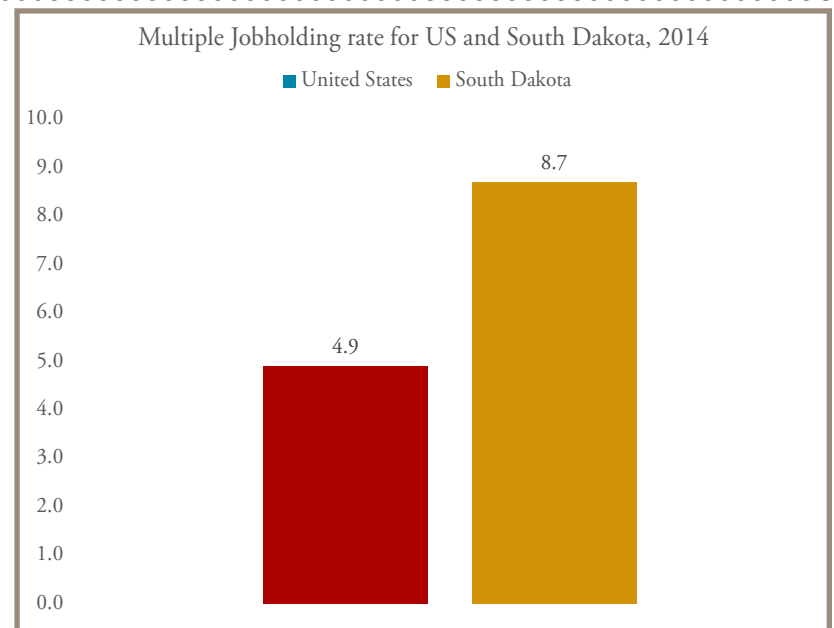
- Under 6 years: **76%**
- Ages 6 to 12: **77%**

11. The **young driver**, age 14-19, is over represented in fatal and injury crashes



12. **Bicyclists** involved crashes

In 2015, bicyclists under age 20 accounted for 49% of injuries in traffic crashes.



13. South Dakota has the highest rate of **multiple jobholders**



SD KIDS COUNT Project
Beacom School of Business
The University of South Dakota
414 East Clark Street
Vermillion, SD 57069

Sources

1. Definitions: These are “bridged race” categories meaning there is no separating Asian from Native Hawaiian or other Pacific Islanders, and there is no “Other” race category -- these have all been allocated to one of the other four categories (in a process called “bridging”).

Also note that there are no multi-race categories. Using bridging techniques, all persons who indicated they were of multiple races were re-assigned to a single race group. Detailed methodology is available from the NCHS website http://www.cdc.gov/nchs/nvss/bridged_race/data_documentation.htm Data are estimates for 2015. Data Source: Missouri Census Data Center (MCDC), <http://mcdc.missouri.edu/>

2, 6, 9, 10 The Annie E. Casey Foundation, KIDS COUNT Data Center, datacenter.kidscount.org

3, 4 U. S. Census Bureau. American Community Survey 5-Year Estimates. Definitions: Family Income: the incomes of all members 15 years old and over related to the householder are summed and treated as a single amount. Median Income: The median divides the income distribution into two equal parts: one-half of the cases falling below the median income and one-half above the median.

5. The Annie E. Casey Foundation. (2016). South Dakota 2016 KIDS COUNT Profile. Baltimore, MD: Author. Retrieved from www.aecf.org.

7. South Dakota Department of Education. Special Education, December Child Count, <http://doe.sd.gov/ofm/data-childcount.aspx>

8. South Dakota Department of Education 2015-16 Report Card. Four-year Cohort Graduation. <http://doe.sd.gov/NCLB/reports/2016/reportcard/2016state.pdf>

11, 12 Department of Public Safety, Office of Highway Safety/Accident Records (2000-2015). Motor Vehicle Traffic Crash Summary. Pierre, SD: Author. http://dps.sd.gov/enforcement/accident_records/Annual_Crash_Reports.aspx

13. U.S. Bureau of Labor Statistics, Division of Information and Marketing Services (2015). Multiple jobholding in states in 2014. Washington DC: Author. Retrieved from https://www.bls.gov/opub/Definitions/Multiple_jobholder-individuals_who_hold_more_than_one_job.

Facts on KIDS in South Dakota is published by South Dakota KIDS COUNT, Beacom School of Business, University of South Dakota. The South Dakota KIDS COUNT Project is a national and state-by-state effort, sponsored by the Annie E. Casey Foundation, to track the status of children in the United States. Additional support for the state project comes from the South Dakota Department of Human Services.

Thank you to:

Maggie Cockburn, SD KIDS COUNT Staff Associate. She is a third year law student at the University of South Dakota School of Law.