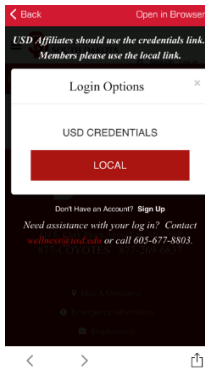


## Renewing your membership using the USD Fit App & Member Portal

1. Open USD Fit App or go to <https://wellness.usd.edu/>
2. Select “My membership” if on the app, or click “Log in” if on the website.

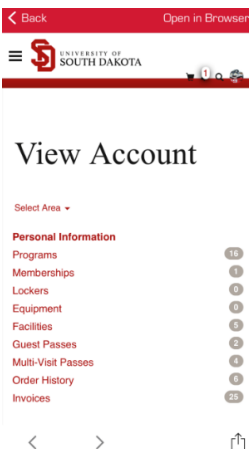


### 3. Login.




- a. Choose “Local” if you are a community member.
- b. Choose “USD Credentials” if you are USD Faculty or Student.
  - i. Let the Wellness Center know if you are having issues logging in.

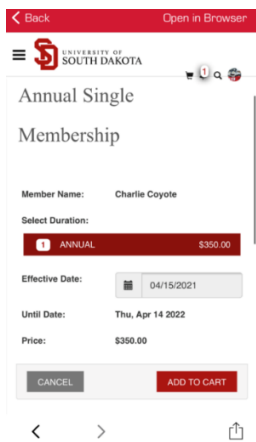
### 4. Click on “Memberships”



**5. Click on the “renew” button.**



**6. Click on the option with the number of months you want to renew for, as well as your start date.**



**7. Select add to Cart.**

**8. Click on checkout. This will bring you to Authnet which will process your payment.**