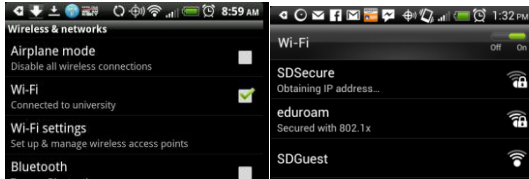
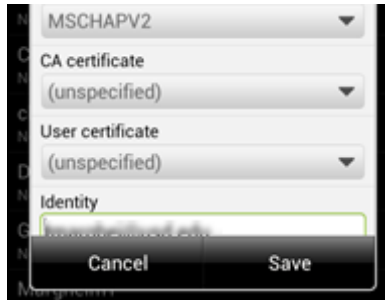


# Wireless eduroam Setup for Android


1. Go into your Wi-Fi settings and select “eduroam”



2. Enter your USD email address and password and tap “Save”



3. Return to your home screen and open up a web browser.



4. Tap “I Accept”



5. Once your network access is granted, your browser home page will appear.

