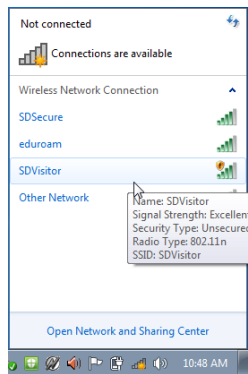


Wireless SDVisitor Email Setup

1. Right click the wireless icon
2. Click on SDVisitor
3. Open an Internet Web Browser.



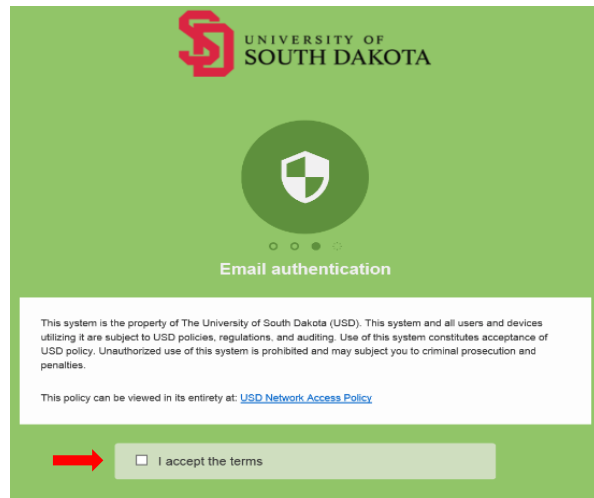
4. Click Limited Access – Guests Only



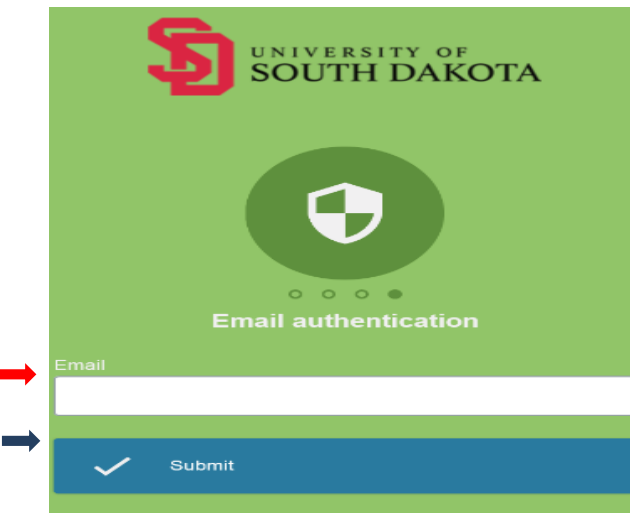
5. You will see Select an authentication method.



6. Email authentication



8. Enter Email address.



9. Click Submit

10. Enabling network access



Once network connectivity is established you will be automatically redirected to your home web page.

Check your email for a message from root@nac.usd.edu
Click Activate your network access **failure to do this in 10 minutes will terminate your network access.**

7. Click I accept the terms.